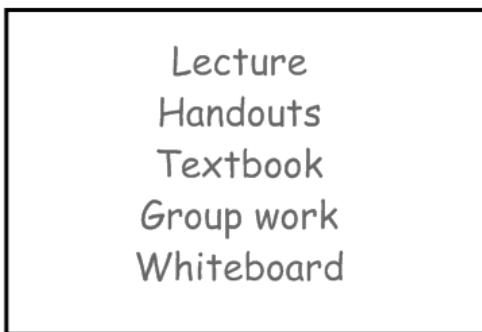


Use of Technology in the Classroom to Improve Instruction and Student Engagement

Traditional Classroom vs 21st Century Classroom

Traditional Classroom

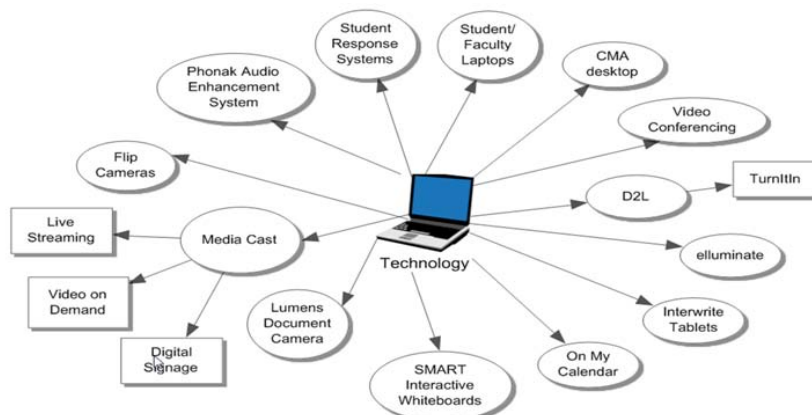


In the Traditional Classroom you may have:

- Lectures
- Handouts
- Textbooks
- Group Work
- Whiteboards

In the 21st Century Classroom you may have:

A classroom with the following technologies; not necessarily ALL technologies listed.





Increase Student Engagement	Decrease Behavior Issues	Increase Student Achievement
-----------------------------------	--------------------------------	------------------------------------

21st Century Classroom allows the teacher to “think” outside the box...this will Increase Student Engagement, Decrease Behavior Issues, and Increase Student Achievement.

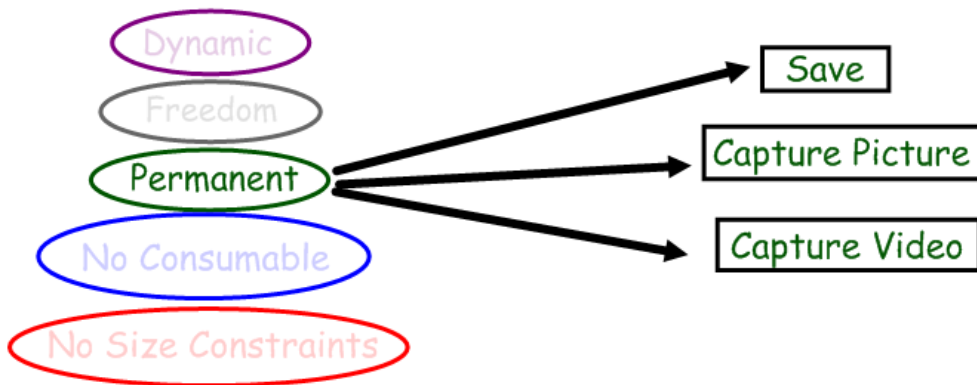
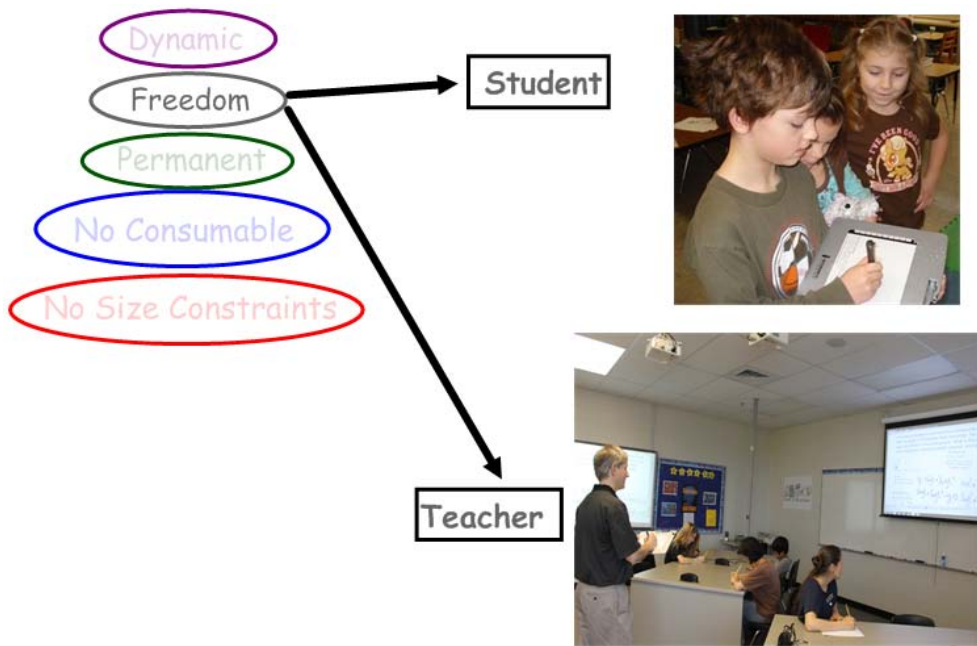
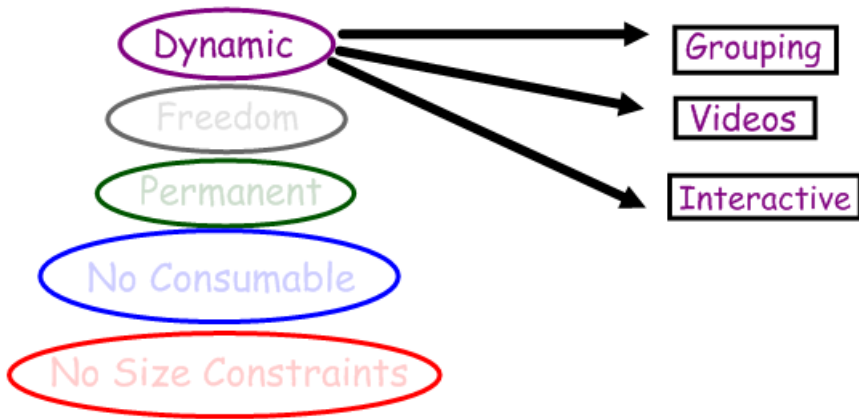
When the teacher is in a comfort area “inside the box” with his/her teaching it will be a smoother transition before going “outside the box” with his/her teaching. This is a great time to incorporate technology. Start small, then build upon the technology being used.

In a 21st Century Classroom the use of an Interactive Whiteboard can offer:
Dynamic, Freedom, Permanent, No Consumable, and No Size Constraints

21st Century Classroom Interactive Whiteboard

- Dynamic
- Freedom
- Permanent
- No Consumable
- No Size Constraints

21st Century Classroom Interactive Whiteboard



Traditional Classroom



Handouts

21st Century Classroom Document Camera



Substitute for Handouts

Books

Demonstrations

* Use Your LSTC as a Technology Resource

In the Traditional Classroom you may have Handouts.

In the 21st Century Classroom, the Document Camera can help in substituting for handouts, books, and assist in demonstrations.

Online Resources include:

Desire 2 Learn

Turn It In

United Streaming

On My Calendar

21st Century Classroom Online Resources

